




Kentucky High School Athletic Association

2280 Executive Drive ° Lexington, KY 40505 ° www.khsaa.org ° (859)299-5472 (859)293-5999 (fax)

To: Superintendent, Principal, and Athletic Director

From: Brigid L. DeVries, Commissioner
Larry Boucher, Assistant Commissioner 


Date: August 8, 2003

Subject: 2002-2003 Annual Report Forms Submission

School: Boyle County High School

Enclosed please find a copy of Form T-65, The 2002-2003 Annual Report Forms Checklist. In addition, you may find an attachment with corrected copies of the forms submitted by your school personnel. Please review this information so the forms can be completed accurately in the future. Also, KHSAA Audit Staff may have requested a re-submission of some of the 2002-2003 Annual Report Forms or need additional information on your athletic programs. Please submit this information by the date requested if this is applicable. Copies and all KHSAA Title IX documents must be kept current and included in your permanent Title IX File at the school. All documents are subject to Open Records Requests.

Should you need any further information, please do not hesitate to call anytime.



MEMORANDUM

TO: KHSAA Member School Superintendents, Principals, and Athletic Directors

FROM: Brigid L. DeVries, Commissioner
Larry Boucher, Executive Assistant Commissioner *[Signature]*

DATE: June 23, 2003

RE: 2003 Title IX Forms Submission

School	Boyle County High School	Reviewed by	Fran Edwards
--------	--------------------------	-------------	--------------

The following is a status report regarding the required 2002 - 2003 Title IX submission of forms due in to the KHSAA office by April 15, 2003. Appropriate audit personnel have reviewed these forms and the following is a summary of this review.

I. Checklist of Forms properly submitted in a satisfactory manner:

	GE 19 (Annual Verification)	✓	T-35 (Budget Expenses)
	T-1 (Summary Program Chart 1)	✓	T-36 (Budget Expenses)
✓	T-2 (Summary Program Chart 2)	✓	T-41 (Checklist - Overall Interscholastic Program)
✓	T-3 (Summary Program Chart 3)	✓	T-60 (Corrective Action Plan)
✓	T-4 (Summary Program Chart 4)	✓	T-63 (Interscholastic Survey Results)

II. Status

A.		2002 - 2003 Forms are satisfactory and no further information or action is necessary at this time.
B.	✓	Errors have been noted with respect to the following forms and corrected copies are being returned to you for placement in your Title IX file to ensure proper submission in the future. <ul style="list-style-type: none"> • Form T-1
C.		The following forms were omitted and must be submitted by school representatives.
D.		Other Recommendation and Comments: <ul style="list-style-type: none"> • Please complete the opportunities portion of Form T-41 and put in your permanent Title IX folder.

2002-2003
ACCOMMODATION OF INTERESTS AND ABILITIES
SUMMARY PROGRAM CHART 1

KHSAA
 Form T1
 Rev. 9/02

Participation Opportunities Test One

		(Column 1)	(Column 2)	(Column 3)	(Column 4)
	Program	Enrollment	Percentage of Total Enrollment	Number of Interscholastic Participants (double and triple count)	Percentage of Total Participation
Row 1	GIRLS	397	48.3	216 175	44.1 39.6
Row 2	BOYS	425	51.7	274 267	55.9 60.4
Row 3	Totals	822	100%	490 442	100%

Instructions:

*Number of 8th grade students & below used in Column 4 calculations if applicable: _____

- Determine the total number of girls enrolled, (place in Row 1, Column 1). Determine the total number of boys enrolled, (place in Row 2, Column 1).
- Add the total number of girls and boys enrolled to determine total enrollment, (place in Row 3, Column 1).
- Calculate the percentage of total enrollment that is female. (Divide Row 1, Column 1 by row 3, Column 1 and place in Row 1, Column 2.) Calculate the percentage of total enrollment that is male. (Divide Row 2, Column 1 by Row 3, Column 1 and place in Row 2, Column 2.) Note: Row 1, Column 2 plus Row 2, Column 2 should total 100%.
- Ask the head coaches to review the most updated eligibility or squad lists for their teams. Ask coaches to confirm the names of those individuals who are on the team as of the first **date of competition**, and cross out the names of those who were cut from the team or quit the team prior to the first competitive event. Determine the total number of interscholastic athletics participants that are girls, (and place in Row 1, Column 3). In order to determine the total number of athletics participants, an individual should be counted each time he or she participates on a team. For example, if Jane Doe competes on the varsity volleyball team, the junior varsity volleyball team, the junior varsity basketball team, and the varsity softball team, she should be counted as four participants (**do not include club or intramural sports participants, cheerleaders, dance teams, or pom squads**). Calculate the same way for boys and girls. * In addition, should 8th grade students and below play on a Freshman, Junior Varsity, or Varsity team, they should also be counted for each team and sport on which they participate. If applicable, please asterisk the above notation as to how many 8th grade students & below are included in the totals. Using the same procedure, determine the total number of interscholastic athletic participants that are boys, (and place in Row 2, Column 3). Add Row 1, Column 3 plus Row 2, Column 3 to get total participants and place in Row 3, Column 3.
- Calculate the percentage of female participation. (Row 1, Column 3 divided by Row 3, Column 3 and place in Row 1, Column 4.) Calculate the percentage of male participation. (Row 2, Column 3 divided by Row 3, Column 3 and place in Row 2, Column 4.) Note: Row 1, Column 4 plus Row 2, Column 4 should total 100%.

Note: While being within three percent is not a formal compliance standard; if the percent listed in Row 1, Column 4 is within 3% of Row 1, Column 2, then it provides a good target within which compliance is likely.

Principal's Signature:  Date: 4/4/03



APR 07 2003

2002-2003 KENTUCKY HIGH SCHOOL ATHLETIC ASSOCIATION ANNUAL VERIFICATION OF TITLE IX PROCEDURES (To be submitted by April 15, 2003 along with other required forms)

The Boyle County High School, Danville, Kentucky
(Name of High School) (City)

certifies to the Kentucky High School Athletic Association that the following is an accurate and true representation of the facts surrounding compliance with 20 U.S.C. Sections 1681-1688, et. Seq. (also known as Title IX)

I certify the following provisions in accordance with records at the school contained in the permanent Title IX file, and to the best of my knowledge have completed the following tasks. (All boxes must be checked)

Established a gender equity committee at the high school. (list committee personnel and provide attachment if necessary)

Name	Address	Phone	Title
Jim Spears		(859) 236-5047	Athletic Director
Pam Rogers		(859) 236-6634	Superintendent
Kerry Anness		(859) 236-5047	Principal
Mike Pittman		(859) 236-6634	DPP
Jackie Smith		(859) 236-5047	Counselor
Mark & Joni Morgan		(859) 236-0092	Parents
Doug Sharp		(859) 236-5047	Teacher/Coach
Michelle Feistritzer		(859) 236-5047	Teacher/Coach
Sharon Johnson		(859) 236-7900	School Board Rep.

Scheduled a minimum of three meetings during the 2002-2003 school year on the following dates:
March 24, 2003
March 27, 2003
March 31, 2003

Designated the following person(s) as the Title IX coordinator for the school/district:

Jim Spears AD/Title IX Coordinator 201 Man-O-War (859)936-0075
Name Title Address Phone
Danville, Ky 40422

School personnel are continuing to make periodic reviews of the boys and girls athletics program reflected in the Corrective Action Plan.

In addition to the above information, the above referenced school maintains a complete permanent file relative to Title IX records including copies of the self-assessment audit, all corrective action plans, and other related materials.

[Signature]
Principal's Signature

4/9 2003
Date

[Signature]
Superintendent Signature

[Signature]
School Board Chairpersons' Signature

(Send original copy to KHSAA - Maintain duplicate in Title IX school folder)

2002-2003
ACCOMMODATION OF INTERESTS AND ABILITIES
SUMMARY PROGRAM CHART 1

KHSAA
 Form T1
 Rev. 9/02

Participation Opportunities Test One

		(Column 1)	(Column 2)	(Column 3)	(Column 4)
	Program	Enrollment	Percentage of Total Enrollment	Number of Interscholastic Participants (double and triple count)	Percentage of Total Participation
Row 1	GIRLS	397	48.3	216	44.1
Row 2	BOYS	425	51.7	274	55.9
Row 3	Totals	822	100%	490	100%

Instructions:

*Number of 8th grade students & below used in Column 4 calculations if applicable: _____

- 1) Determine the total number of girls enrolled, (place in Row 1, Column 1). Determine the total number of boys enrolled, (place in Row 2, Column 1).
- 2) Add the total number of girls and boys enrolled to determine total enrollment, (place in Row 3, Column 1).
- 3) Calculate the percentage of total enrollment that is female. (Divide Row 1, Column 1 by row 3, Column 1 and place in Row 1, Column 2.) Calculate the percentage of total enrollment that is male. (Divide Row 2, Column 1 by Row 3, Column 1 and place in Row 2, Column 2.) Note: Row 1, Column 2 plus Row 2, Column 2 should total 100%.
- 4) Ask the head coaches to review the most updated eligibility or squad lists for their teams. Ask coaches to confirm the names of those individuals who are on the team as of the first **date of competition**, and cross out the names of those who were cut from the team or quit the team prior to the first competitive event. Determine the total number of interscholastic athletics participants that are girls, (and place in Row 1, Column 3). In order to determine the total number of athletics participants, an individual should be counted each time he or she participates on a team. For example, if Jane Doe competes on the varsity volleyball team, the junior varsity volleyball team, the junior varsity basketball team, and the varsity softball team, she should be counted as four participants (**do not include club or intramural sports participants, cheerleaders, dance teams, or pom squads**). Calculate the same way for boys and girls. * In addition, should 8th grade students and below play on a Freshman, Junior Varsity, or Varsity team, they should also be counted for each team and sport on which they participate. If applicable, please asterisk the above notation as to how many 8th grade students & below are included in the totals. Using the same procedure, determine the total number of interscholastic athletic participants that are boys, (and place in Row 2, Column 3). Add Row 1, Column 3 plus Row 2, Column 3 to get total participants and place in Row 3, Column 3.
- 5) Calculate the percentage of female participation. (Row 1, Column 3 divided by Row 3, Column 3 and place in Row 1, Column 4.) Calculate the percentage of male participation. (Row 2, Column 3 divided by Row 3, Column 3 and place in Row 2, Column 4.) Note: Row 1, Column 4 plus Row 2, Column 4 should total 100%.

Note: While being within three percent is not a formal compliance standard; if the percent listed in Row 1, Column 4 is within 3% of Row 1, Column 2, then it provides a good target within which compliance is likely.

Principal's Signature:  Date: 4/9/03

2002-2003
ACCOMMODATION OF INTERESTS AND ABILITIES
SUMMARY PROGRAM CHART 2


KHSAA
 Form T2
 Rev. 9/02

Participation Opportunities Test Two

			Column 1	Column 2	Column 3	Column 4	Column 5
Program			Number of Teams Currently Offered	Number of Participants	Number of Teams Added in Last Five Years	Number of Participants Added in Last Five Years	Percent of Total Participation By Sex Added in Last 5 Years
GIRLS	Row 1	varsity:	9	108			
	Row 2	j.v.:	8	48			
	Row 3	frosh:	2	19	1	8	
	Row 4	total:	19	175			4.6
BOYS	Row 5	varsity:	9	147			
	Row 6	j.v.:	9	109	1	7	
	Row 7	frosh:	2	11			
	Row 8	total:	20	267			2.6

- 1) For Column 1, list the number of interscholastic teams offered for girls and boys at each competitive level (varsity, junior varsity, and freshman). For girls, total each of the entries in Rows 1, 2, and 3 into Row 4. For boys, total Rows 5, 6, and 7 into Row 8.
- 2) For Column 2, list the number of participants at each level. For girls, total each of the entries in Rows 1, 2, and 3 into Row 4. For boys, total Rows 5, 6, and 7 into Row 8. **Note:** The totals in Row 4 for girls and in Row 8 for boys must be the same as the totals in Form T-1, Column 3, Rows 1 and 2 respectively.
- 3) For Column 3, list the number of interscholastic teams that have been added in the last five years at each competitive level. Count each team added during the 5 year period only one time. e.g. Girl's junior varsity soccer was added 3 years ago, count the team only once, not 3 times. For girls, total the entries in Rows 1, 2, and 3 into Row 4. For boys, total Rows 5, 6, and 7 into Row 8.
- 4) For Column 4, list the number of participants that are currently on each level of the teams that were added in the last five years. If a team was added previously but no longer exists, there are no current participants to be added for that team. For girls, total the entries in Rows 1, 2, and 3 into Row 4. For boys, total Rows 5, 6, and 7 into Row 8.
- 5) For Column 5, calculate the percentage of participants that have been added in the last five years. For girls, take the number in Column 4, Row 4 and divide by the number in Column 2, Row 4. For boys, take the number in Column 4, Row 8 and divide it by the number in Column 2, Row 8.

Note: If the percentage of current participants added in the last five years is 25% or greater, compliance with test two may be possible. If less than 25%, then compliance with test three should be analyzed. **CAUTION:** 25% is not a formal compliance standard.

Principal's Signature:  Date: 4/4/03

2002-2003
ACCOMODATION OF INTERESTS AND ABILITIES+
SUMMARY PROGRAM CHART 4

Levels of Competition Test One

		Column 1	Column 2	Column 3
Girls	Team Levels	Number of Teams Currently Offered	Number of Participants	Percentage of Participants at Each Level
Row 1	varsity:	9	108	61.7
Row 2	j.v.:	8	48	27.4
Row 3	frosh:	2	19	10.9
Row 4	total:		175	100%
Boys				
Row 5	varsity:	9	147	55.1
Row 6	j.v.:	9	109	40.8
Row 7	frosh:	2	11	4.1
Row 8	total:		267	100%

- 1) Column 1, list the number of interscholastic teams offered for girls and boys at each competitive level; varsity, junior varsity, and freshman. (Refer to Form T-2, Accommodation of Interests and Abilities, Summary Program Chart 2, Column 1.)
- 2) For Column 2, list the number of participants at each level. For girls, total the entries in Rows 1, 2, and 3 into Row 4. For boys, total the entries in Rows 5, 6, and 7 into Row 8. (Refer to Form T-2, Accommodation of Interests and Abilities, Summary Program Chart 2, Column 2.)
- 3) For Column 3, calculate the percentage of female and male participants at each level.
 - For girls' varsity, junior varsity, and frosh, respectively:
 - Divide Column 1, Row 1 by Column 2, Row 4, and place the percentage in Column 3, Row 1.
 - Divide Column 1, Row 2 by Column 2, Row 4, and place the percentage in Column 3, Row 2.
 - Divide Column 1, Row 3 by Column 2, Row 4, and place the percentage in Column 3, Row 3.
 -
 - For boys' varsity, junior varsity, and frosh, respectively:
 - Divide Column 1, Row 5 by Column 2, Row 8, and place the percentage in Column 3, Row 5.
 - Divide Column 1, Row 6 by Column 2, Row 8, and place the percentage in Column 3, Row 6.
 - Divide Column 1, Row 7 by Column 2, Row 8, and place the percentage in Column 3, Row 7.

Principal's Signature: *[Signature]* Date: 4/4/03

2002-2003
ACCOMMODATION OF INTERESTS AND ABILITIES
SUMMARY PROGRAM CHART 3

Participation Opportunities Test Three

For any question answered "YES" identify the respective sport(s).

	GIRLS (Yes / No)		BOYS (Yes / No)
1. For a sport not currently played at the interscholastic level (varsity, junior varsity, or freshman) in your school, is there an intramural team offered for that sport?	No		No
2. For a sport <u>not</u> currently offered in your interscholastic athletics program, is there sufficient interest to form a viable interscholastic team based on participation on an intramural team or community recreation teams?	No		No
3. For a sport <u>not</u> currently offered, is there sufficient interest to form a viable interscholastic team based on student responses from the interscholastic survey?	No		No
4. For a sport currently offered at the varsity level only, is there sufficient interest to form a viable team for a junior varsity, or freshman team that is not currently offered?	No		No
5. For a sport currently offered at the junior varsity or freshman level is there sufficient interest to form a varsity team not currently offered?	No		No
6. If you answered YES to question (1), (2), (3), (4), or (5), are there enough high schools in your geographic area offering the sport (at the appropriate level) to allow for the development of a reasonable schedule of competition?	No		No

Principal's Signature: _____

[Handwritten Signature]

Date: _____


4/4/03

2002-2003 KHSAA TITLE IX ATHLETICS AUDIT

KHSAA
Form T41
Rev. 9/02

Checklist - Overall Interscholastic Athletics Program


Areas of Compliance	ADVANTAGE TO (Respond based on Internal Evaluation by checking the appropriate column.)		
	GIRLS' PROGRAM	BOYS' PROGRAM	NEITHER PROGRAM
OPPORTUNITIES			
Accommodation of Interest and Abilities			
BENEFITS	GIRLS' PROGRAM	BOYS' PROGRAM	NEITHER PROGRAM
Equipment and Supplies			X
Scheduling of Games and Practice Time			X
Travel and Per Diem Allowances			X
Coaching			X
Locker Rooms, Practice and Competitive Facilities			X
Medical and Training Facilities and Services			X
Publicity			X
Support Services			X
Athletic Scholarships			X
Tutoring			X
Housing and Dining Facilities and Services			X
Recruitment of Student Athletes			X

Principal's Signature:  Date: 4/4/03

**2002-2003
BUDGETED AND ACTUAL EXPENDITURES - PROGRAM COMPARISON CHART
TO INCLUDE BOOSTER CLUB FUNDING**

	equipment and supplies		travel		awards		coaches' salaries (to include supplemental and extended employment)		facilities improvements		publications (if sport-specific)	
	B	E	B	E	B	E	B	E	B	E	B	E
G basketball	7500	8375	3955	21188	0	1000	17800	17800	0	0	0	85
B basketball	7500	9374	3955	8395	0		16965	16965	0	0	0	85
G softball	3000	4446	2615	2615	0	300	6500	6500	41743	33974	0	0
B baseball	3000	6013	1847	9847	0	300	5400	5400	0		0	0
G cross country	150	649	745	670	0	54	775	775	0	0	0	0
B cross country	150	649	745	670	0	54	775	775	0	0	0	0
G golf	750	786	1272	151	0	71	1550	1550	0	0	0	0
B golf	750	1013	1272	1272	0	100	2220	2220	0	0	0	0
G soccer	2500	5666	1766	1423	0	149	6991	6991	0	8600	0	800
B soccer	2500	2751	1766	1633	0	231	7990	7990	0	8600	0	0
G swimming	300	1983	708	715	0	75	2250	2250	0	300	0	0
B swimming	300	1983	708	715	0	75	2250	2250	0	300	0	0


1. Budget and expenditures on this 2002-2003 year report due by April 15, 2003, should reflect the total monies budgeted and spent for the entire year of 2001-2002 ending June 30, 2002.
2. "B" is for budgeted dollar amounts and "E" is for actual dollar expenditures.
3. Booster Club Funding/Contributions must be included in the expenditures total.

Principal's Signature:  Date: 4/4/03

**2002-2003
BUDGETED AND ACTUAL EXPENDITURES - PROGRAM COMPARISON CHART 2
TO INCLUDE BOOSTER CLUB FUNDING**

Teams	equipment and supplies		travel		awards		coaches' salaries (to include supplemental and extended employment)		facilities improvements		publications (if sport-specific)	
	B	E	B	E	B	E	B	E	B	E	B	E
G track	900	900	858	858	0	125	2976	2976	0	0	0	0
B track	900	900	858	858	0	125	2976	2976	0	0	0	0
G tennis	750	750	463	463	0	75	1700	1700	0	0	0	0
B tennis	750	750	463	463	0	75	1700	1700	0	0	0	32
G volleyball	1000	3972	2107	2702	0	327	1550	1550	0	0	0	0
B wrestling	NA											
G (list sport)	NA											
B (football)	17500	19103	3835	11727	0	2572	38389	38389	0	6257	0	65
G (list sport)	NA											
B (list sport)	NA											

1. Budget and expenditures on this 2002-2003 year report due by April 15, 2003, should reflect the total monies budgeted and spent for the entire year of 2001-2002 ending June 30, 2002.
2. "B" is for budgeted dollar amounts and "E" is for actual dollar expenditures.
3. Booster Club Funding/Contributions must be included in the expenditures total.

Principal's Signature:  Date: 4/9/03

2001 - 02
HEAD COACHING SALARIES
BOYLE COUNTY SCHOOLS

Coaching Position	Level I 0-5 yrs.	Level II 6 - 10 yrs.	Level III 11+ yrs.
Volleyball	1550	1860	2232
Golf - Girls	1550	1860	2232
Golf - Boys	1550	1860	2232
Tennis - Girls	1550	2220	2664
Tennis - Boys	1550	2220	2664
Cross Country	1550	2220	2664
Baseball	2500	3000	3600
Softball	2500	3000	3600
Track	3300	3960	4752
Swimming	3300	3960	4752
Soccer - Girls	3000	3600	4320
Soccer - Boys	3000	3600	4320
Basketball - Girls	3000	3600	4320
Basketball - Boys	3000	3600	4320
Football	3000	3600	4320
Academic	2000	2500	3000
Drama	1550	1860	2232
Band	3000	3600	4320

BOYLE COUNTY SCHOOLS
2001 - 02
EXTRA SERVICES AND SUPERVISION
SALARY SCHEDULE

COACHING/DIRECTING RESPONSIBILITIES	Employee	STIPEND
FOOTBALL		
Head Varsity	Chuck Smith - Level 3 (\$4320) + 30 ext days	3000 *
1st Assistant	Chris Pardue - 15 ext days	2300
2nd Assistant	Chris Mason - 10 ext days	1900
Assistant (2)	Tim Rogers; Jeff Hester - each 10 ext days	1800
Head JV	Greg Warren - NO ext days	2300
1st Assistant	Chuck Miller	2100
Assistant (2)	Frank Crossman; Todd Harris - NO ext days	1900
Head MS	Keith Smith	1750
1st Assistant	Jim Donlon - 10 ext days	1000 ***
Assistant (2)	Chris Slone; Joe Vonckx	1600
BASKETBALL---Boys/Girls		
Head Varsity (2)	B-Andy Moberly - Level 1 (\$3000) + 20 ext days G-Michelle Pendergraft - Level 1(\$3000) + 20 ext days	3000 *
1st Assistant (2)	B-David Morris - 12 ext days Doug Sharp - 12 ext days	2300
2nd Assistant (2)	B-Sam Burke - 7 ext days David Logue - 7 ext days	1900
Assistant (2)	B-Derek Springate -NO ext days Arin Leber - 5 ext days	1800
Head MS (2)	B-Ronnie Bottoms, Jr. David Logue	1750
Assistant (4)	B-Don Potts, Todd Bryant	1000
SOCCER---Boys/Girls		
Head Varsity (2)	B-Greg Conley - Level 2(\$3600) + 10 days G-Brian Deem - Level 1 (\$3000) + 10 ext days	3000 *
Assistant (2)	B-Chris McMann - NO ext days G-Rob Pendencygraft - NO ext days	2300
Head MS	B-Ryan Montgomery; G-Stacie Williams	1750
BASEBALL/SOFTBALL		
Head Varsity (2)	Baseball - David Camic - Level 2; Softball - Brian Deem - Level 1	2500 *
1st Assistant (2)	Baseball - David Morris	1500
2nd Assistant (2)	Softball - Leonna Inman	1400
Head MS (2)	Baseball - Scott Bottoms; Softball - Andrea Daniels	1200
SWIMMING		
Head	Frank Crossman - Level 1	3300 *
Assistant		1200
TRACK		
Head	Jim Spears - Level 3 (\$4752)	3300 *
Assistant		1200
GOLF		

BOYLE COUNTY SCHOOLS
2001 - 02
EXTRA SERVICES AND SUPERVISION
SALARY SCHEDULE

Head (2)	Boys - Mike LaFavers - Level 2 (\$1860); Girls - Barney Sutley - Level 1 (\$1550)	1550 *
VOLLEYBALL		
Head		1550 *
CROSS COUNTRY		
Head	Doug Sharp - Level 1 (\$1550)	1550 *
TENNIS---Boys/Girls		
Head (2)	Alice Luscher \$1850 (same as last year)	1550 *
WEIGHTLIFTING	Chuck Smith	1200
ATHLETIC TRAINER	Joan Mann \$4320 + 20 ext days	
CHEERLEADING		
High School (2)	Donna Groves - \$2000; Ramona Karsner- \$1100; Shawn Campbell - \$900; Dance - Shawn Campbell \$2000	2000
Middle School - 7th/8th	Teresa Lyons	1000
Middle School - 6th		600
ACADEMIC		
Head		2000 *
JV		1900
MS/EL (3)		1200
BAND		
Head*		3000 *
Assistant		1200
Flags		400
DRAMA		
Head		1550 *
BUILDING COORDINATOR RESPONSIBILITIES		
Yearbook		1050
Technology		1550 **
Textbook		350
Professional Development		350
Project Graduation		350
Other		150-850
BUILDING ADMINISTRATOR RESPONSIBILITIES		
High School Principal	Elgin Emmons	5200
Assistant	Paul Oliverio	2900
Middle School Principal	Frank LaBoone	3600
Assistant	Rob Pendencygraft	2200
Elementary Principal	B Montgomery; B Morris; M Pope	3200
CENTRAL OFFICE RESPONSIBILITIES		
Assistant Superintendent	Kay Smith	5200
Executive Director of Learning Support	Rick Dear	3400



2002-2003 INTERSCHOLASTIC ATHLETICS SURVEY

Summary of Student Responses

School Name: Boyle County

School Enrollment: 822

Date: 3/24/03

Completed By: Jim Spears

Instructions:

1. Summarize the Student Athletics Interest Surveys Form T-61 by listing the total number of responses on the line next to each sport.
2. Under the Other Category please provide a listing of the sports as well as the number of students who are interested in participating.
3. Please sign and date the Summary Form (T-63) and mail the Summary Form only to the KHSAA by April 15, 2003. Do not mail the student surveys (Form T-61). However, these Forms should be maintained in your files in the event they are requested subsequently.

700 Number of Surveys

418 Total Returned

8-11 Grades Surveyed

How Was The Survey Administered? Advisee/advisor

(e.g. was it given in all English classes, or all home rooms, or advisee/advisor?)

Fall Sports (List Total Number of Participation Responses)

11 Cross Country (Girls)

8 Cross Country (Boys)

14 Field Hockey (Girls)

66 Football (Boys)

9 Golf (Girls)

14 Golf (Boys)

13 Soccer (Girls)

21 Soccer (Boys)

68 Volleyball (Girls)

10 Volleyball (Boys)

Winter Sport (List Total Number of Participation Responses)

33 Basketball (Girls)

48 Basketball (Boys)

43 Gymnastics (Girls)

24 Indoor Track (Girls)

24 Indoor Track (Boys)

18 Swimming & Diving (Girls)

5 Swimming & Diving (Boys)

34 Wrestling (Boys)

Spring Sport (List Total Number of Participation Responses)

<u>42</u>	Baseball (Boys)
<u>34</u>	Fast Pitch Softball (Girls)
<u>44</u>	Slow Pitch Softball (Girls)
<u>22</u>	Tennis (Girls)
<u>13</u>	Tennis (Boys)
<u>21</u>	Track (Girls)
<u>24</u>	Track (Boys)

Other Sports (From Student Survey T-61 Question 10)

Name of Sport	Number of Students Interested In Participating
<u>Cycling</u>	<u>4</u>
<u>Lacrosse</u>	<u>9</u>
<u>Boxing</u>	<u>2</u>
<u>Rodeo</u>	<u>2</u>
<u>Water Polo</u>	<u>4</u>

Number of Students who participate in Intramural Sports.
(From Student Survey T-61 Question 5)

<u>Sport</u>	<u>Number</u>
<u>Powder Puff</u>	<u>60</u>
<u>Volleyball</u>	<u>50</u>
_____	_____
_____	_____

List Intramural Sports students are interested in adding:
(From Student Survey T-61 Question 6)

<u>Sport</u>	<u>Number</u>
<u>Basketball</u>	<u>25</u>
_____	_____
_____	_____
_____	_____

Participation in Non-School Sports Activities
(From Student Survey T-61 Question 7)

<u>Sport</u>	<u>Number</u>
<u>Cheer/Dance</u>	<u>15</u>
<u>Church/Rec. League Basketball</u>	<u>60</u>
<u>Select Soccer</u>	<u>30</u>
<u>Dixie Baseball</u>	<u>15</u>

Reasons for not participating in interscholastic athletics.
(From Survey Question 8)

<u>Response</u>	<u>Number</u>
<u>37</u> I prefer other activities such as band, chorus, etc.	
<u>52</u> I don't have time	
<u>21</u> The practice schedules and game times are inconvenient	
<u>23</u> The sport I like isn't offered	
<u>10</u> It's too expensive	
<u>10</u> I prefer to participate in club or intramural sports	
<u>33</u> Working	
<u>26</u> Other	

Student Suggestions to encourage participation


Principal's Signature

4/4/03
Date

**2002-2003
TITLE IX
CORRECTIVE ACTION PLAN**

School Name: Boyle Co.
 School Year: 2002-03
 Principal's Signature: [Signature]
 Date: _____

To complete this form, indicate the intended area which needs corrective action, the suggested change and time table for implementation. You may copy this form as needed. Please attach corrective action plans along with audit forms and submit by April 15, 2003.

ITEM FOR CORRECTION	SUGGESTED CHANGE	TIME TABLE FOR CORRECTIVE ACTION
Monitor schedules for out of state athletic trips.	Create a schedule so that corresponding teams schedule out of state trips in the same school year.	Implement for 2004-05.
Build new locker rooms to ease the overcrowded conditions.	Build new locker rooms for boys and girls soccer, baseball and softball.	Part of the long range facility improvement plans for the school board.
Continue to monitor booster spending.	none	Implemented

▪ An explanation (status report) is needed for all areas identified previously as items for correction as well as all areas currently identified as items for correction. This form shall be typed.

Principal's Signature: [Signature] Date: 4/6/03

Kentucky High School Athletic Association

To: Superintendent, Principal, and Athletic Director

From: Louis Stout, Commissioner
Brigid L. DeVries, Executive Assistant Commissioner

Date: March 29, 2002

Subject: Review of 2001-2002 Title IX Forms

School: Boyle County High School

The KHSAA Audit Staff has received your submission of the 2001-2002 KHSAA required Title IX forms.

The information will be reviewed by appropriate Title IX Audit Staff and you will be notified if any additional information is necessary.

Remember your permanent Title IX file at the school must be kept current with information pertaining to your athletics program. Copies of the 2001-2002 KHSAA required documents must be kept as part of this file and are subject to Open Records Requests.

If we could be of further assistance, please do not hesitate to call anytime.